

The Child & Family Welfare Association
of Australia (CAFWAA)

Call to Action for Australia's Children



May 2007

“Medium data assumption scenarios of future service demand indicate that, if current policies remain unchanged, demand for out of home placement services is predicted to increase by 17.5% by 2016”

(DHS 2005:49)

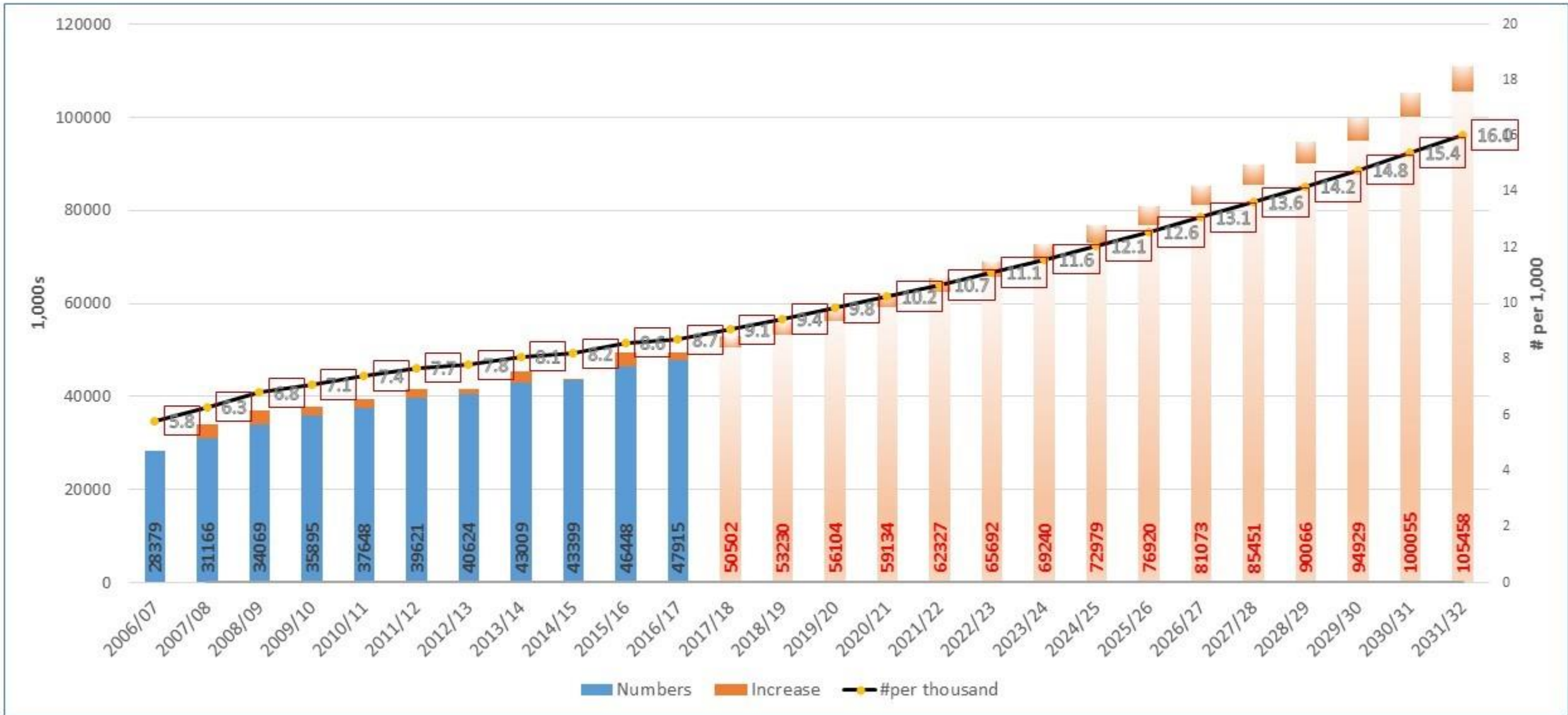
Call to Action for Australia's Children - May 2007

CAFWAA's Recommendations

- **Making children a national priority through the appointment of a Children's Minister and an independent Commissioner for Children**
- **Development of a National Strategy for Child Protection & Action Plan for Australia's children**
- **Funding the agreed national research agenda for Out of Home Care**
- **Increasing investment in prevention services, early childhood programs and disadvantaged communities**
- **Developing an Industry Development Plan, including national standards, workforce development and sector viability**
- **Developing a National Child Care Strategy for Aboriginal and Torres Strait Islander children**
- **Assisting young people leaving care – legislative framework for after-care up to age 25**

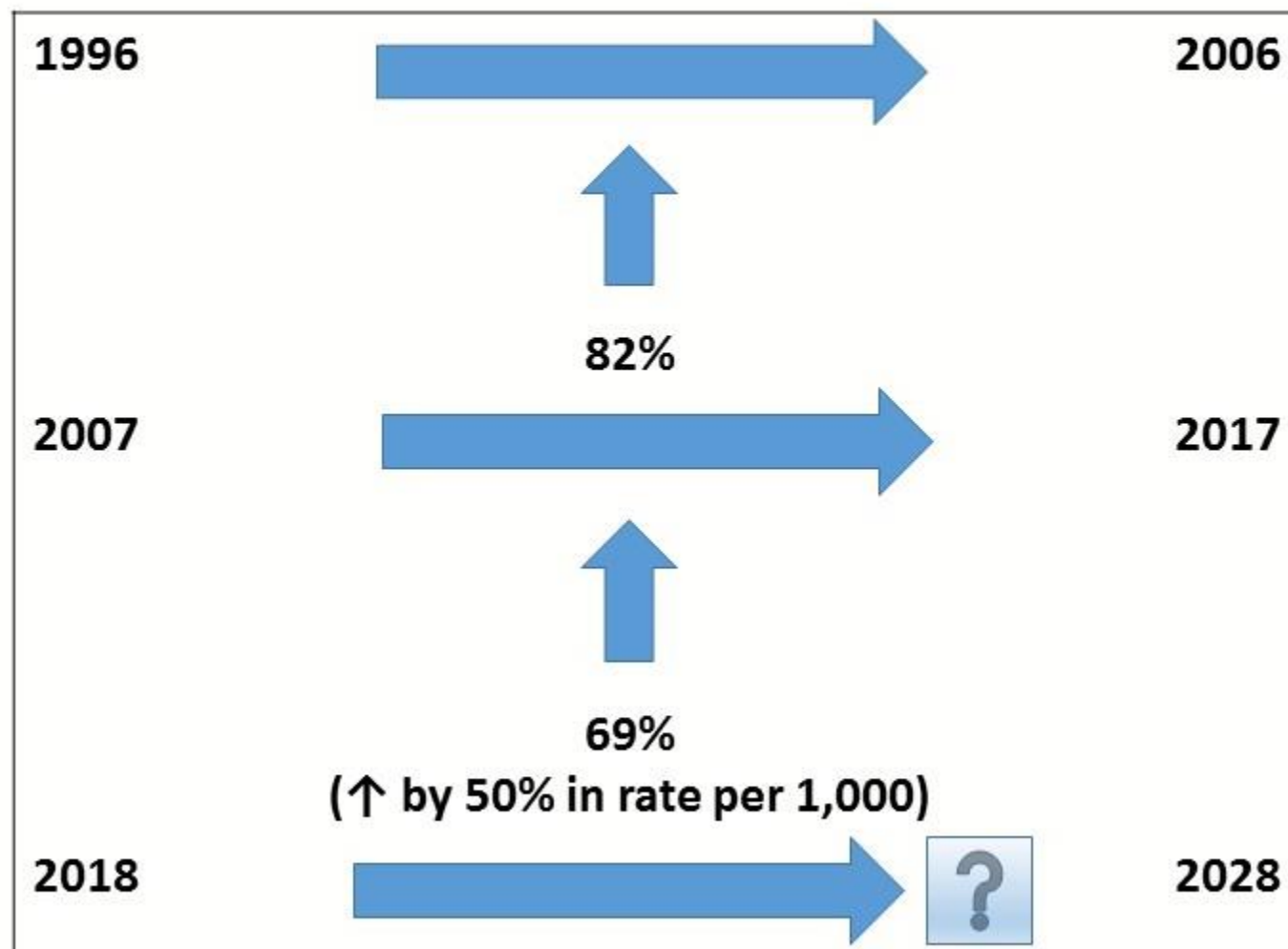
Total Number of Children in OOHC

Trends 2006/07 – 2016/17 and Projected to 2031/32

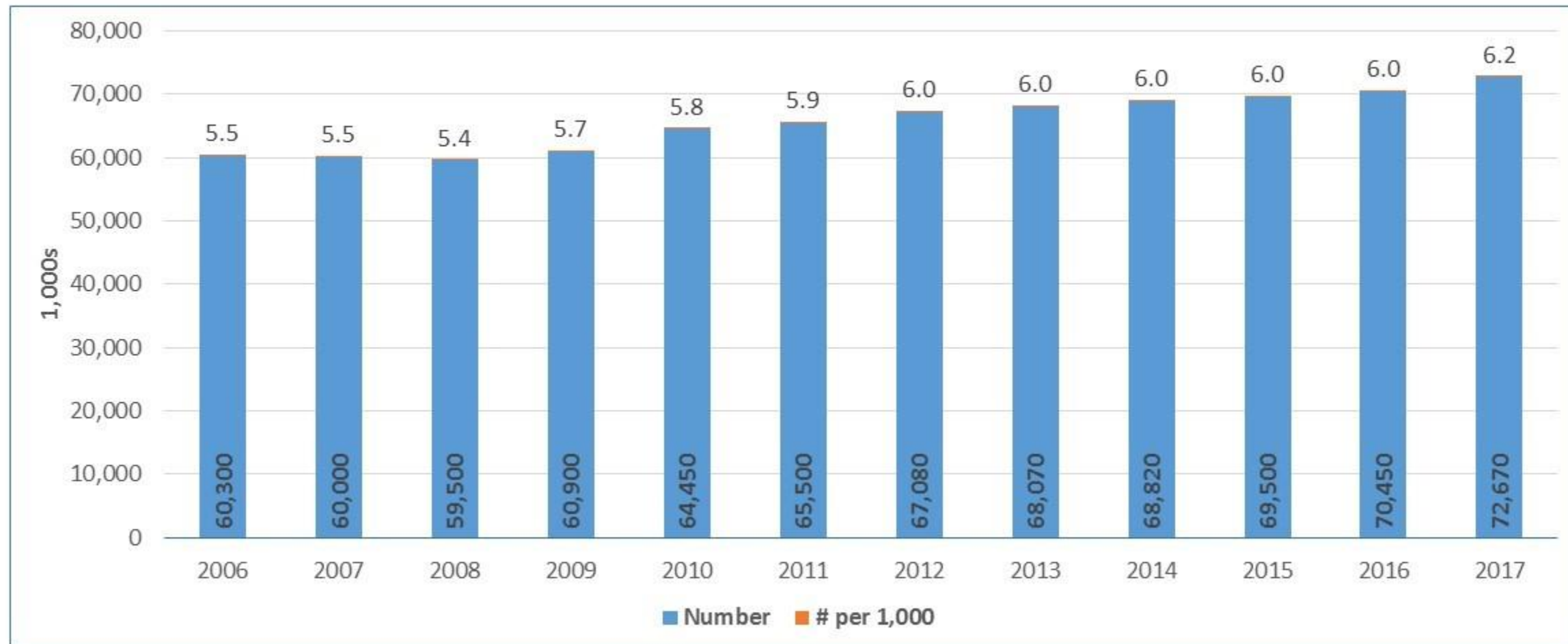


Average annual increase in rate per 1000 children from 2006/7 to 2016/17 is 4.16%

CHILDREN & YOUNG PEOPLE IN OOHC IN AUSTRALIA



Children looked after in England 2006-2017



20.5% increase over 11 years

12.7% increase in rate per 1,000 over 11 years

News clipping from THE INDEPENDENT NEWS:

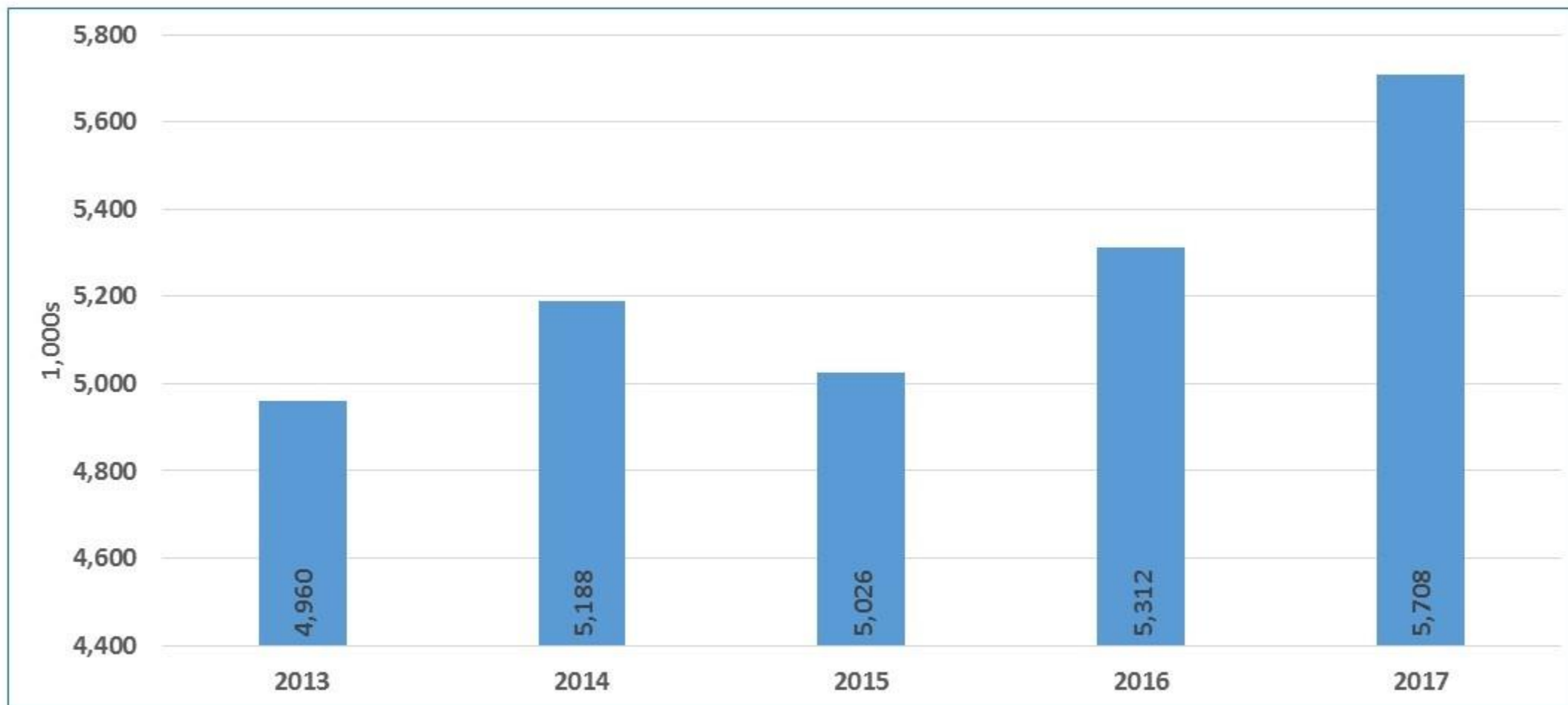
www.independent.co.uk/new/uk/home-news/social-care-crisis-uk-children-figures

News > UK > Home News

Record number of children in care as social services reach 'tipping point'

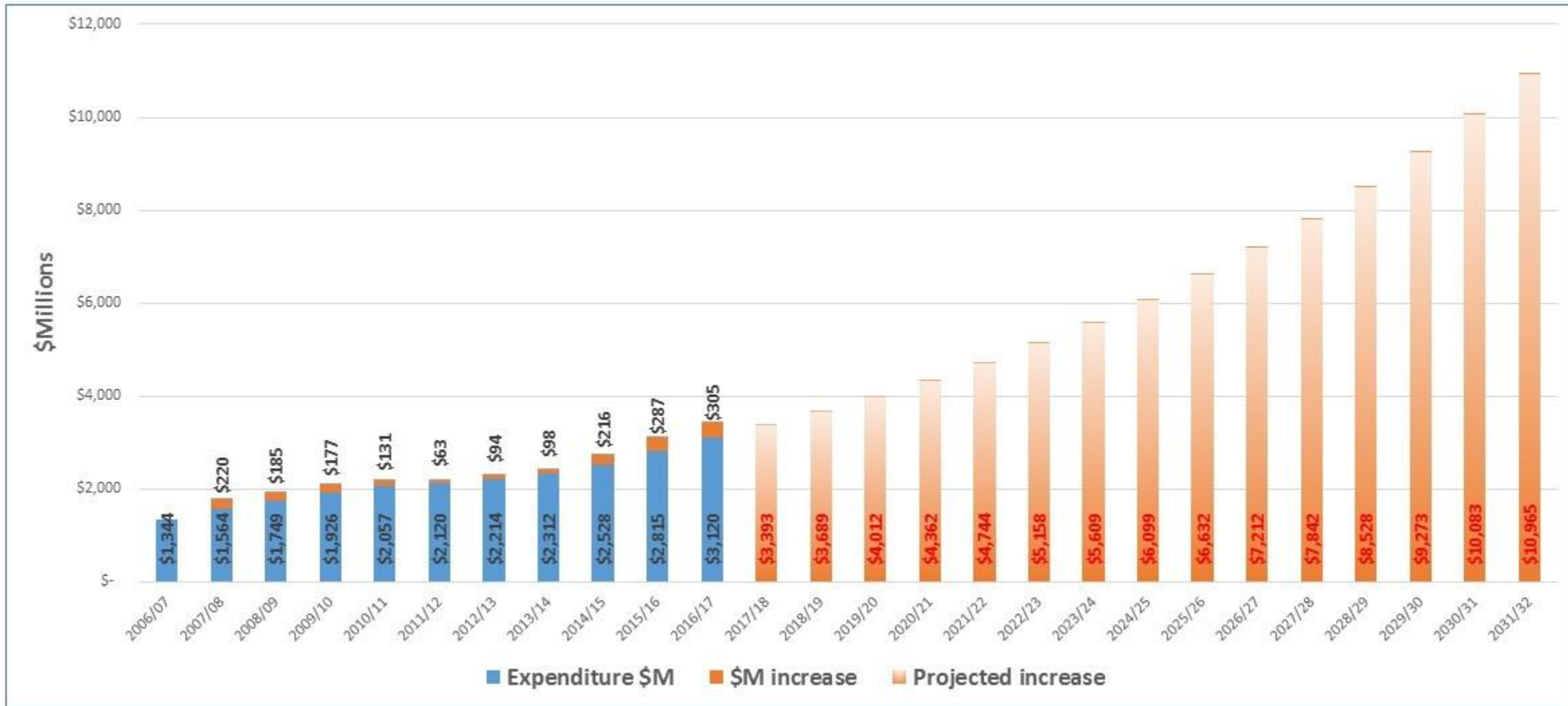
Rise linked to household issues, such as poverty, poor housing and substance misuse, which experts say have been exacerbated by cuts to local services intended to tackle them.

Children in Care in New Zealand 2013- 2017



Increase of 15% over 4 years

National Real Recurrent Expenditure OOHC Trends 2006/07 – 2016/17 and Projected to 2031/32



Average increase per annum from 2006/07 – 2016/17 is 8.74%

AUSTRALIAN AEDC RESULTS 2009 - 2015

	Physical	Social	Emotional	Language	Communication	Vulnerable 1	Vulnerable 2
2009	9.3	9.5	8.9	8.9	9.2	23.6	11.8
2012	9.3	9.3	7.6	6.8	9.0	22.0	10.8
2015	9.7	9.9	8.4	6.5	8.5	22.0	11.1

“ For over 40 years, the history of child care policy and in particular child protection policy has been the history of the policy makers responses to particular tragedies and scandals.”

Jeremy Kearney

(A systematic approach to
re-thinking the child protection system)